
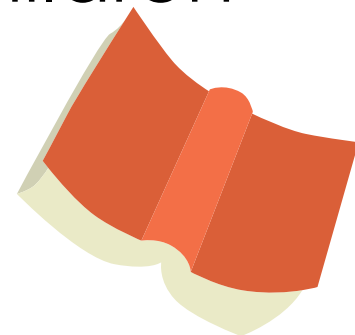


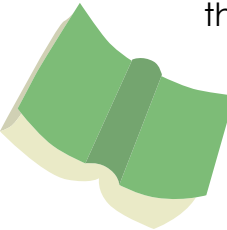

Tips for Reading Aloud to Children

- 
- 
1. Read the story to yourself first.
 2. Create a different voice for one or more characters.
 3. Consider places where you can change the pace of your reading. Slow the reading to create a mellow mood. Increase pace at exciting parts.
 4. Vary the tone of your voice by reading some parts softer or louder.
 5. Set expectations for listening before reading:

Are you ready to listen? ... hands in your lap? ... eyes on me?
 6. Explain any vocabulary or concepts that the audience may need for comprehension before reading the story.
 7. Set a purpose for reading:

I want you to listen for ...
 8. Share the illustrations as you read.

Remember:

- Younger audiences like books with repetitive phrases that invite them to chime in. A slight pause and nod to the audience just before the phrase encourages participation.
 - Reading aloud successfully takes practice.
 - To improve phrasing, try listening to a recording of yourself reading the story.
 - Encourage children to build mental pictures as they listen.
 - The art of listening is learned gradually. Students mature at different rates, and their attention spans vary. At the beginning of the year, some classes may need reminders of good listening habits.
 - It is important to read stories that you enjoy.
 - If it is obvious that a book is a poor choice for the group, admit the mistake and choose another.
- 
- 
- 