



# Talk Like a Pirate Crossword


Talk Like a Pirate Day is celebrated on September 19. See if you can figure out some pirate lingo in the crossword puzzle below. You'll find the answers in the Word Bank.

## Across


- 3. An expression of surprise
- 5. Rear part of a ship
- 6. Yes
- 8. A command to stop the boat
- 9. A song sung by sailors
- 11. Pirate talk when sighting a whale
- 12. Another name for a pirate

## Down

- 1. Spanish gold coin
- 2. To be forced off the ship
- 4. Treasure pirate's flag with white skull and crossbones on a black background
- 5. An exclamation of surprise
- 7. Hello!
- 10. An exclamation common to pirates



## Word Bank





# Talk Like a Pirate Crossword

## Answer Key


Talk Like a Pirate Day is celebrated on September 19. See if you can figure out some pirate lingo in the crossword puzzle below. You'll find the answers in the Word Bank.

### Across

3. An expression of surprise
5. Rear part of a ship
6. Yes
8. A command to stop the boat
9. A song sung by sailors
11. Pirate talk when sighting a whale
12. Another name for a pirate

### Down

1. Spanish gold coin
2. To be forced off the ship
4. Treasure pirate's flag with white skull and crossbones on a black background
5. An exclamation of surprise
7. Hello!
10. An exclamation common to pirates



### Answers

10.	Yo ho ho
7.	Ahoy
5.	Shiver me timbers
4.	Jolly Roger
2.	Walk the plank
1.	Doubloon
<b>Down</b>	
12.	Buccaneer
11.	Thar she blows
9.	Shanty
8.	Weigh Anchor
6.	Aye
5.	Stern
3.	Blimy
<b>Across</b>	





# Library Treasure Hunt



1. Decorate a box for your treasure chest and fill it with Styrofoam peanuts or other filler.
2. Add “treasures” of your choice—special bookmarks or stickers, paperback books, comic books, pencil toppers, or a wrapped food treat.
3. Reproduce this Library Treasure Hunt sheet. At each location in the library, you will place a laminated picture of a well-known children’s book character (if you think some students will not recognize the character, just add the name to the picture).
4. Pass out the Library Treasure Hunt questions to students and have them fill in the answers and the names of the children’s book character at each station.
5. As children complete the treasure hunt, they bring it back to you and you send them to the treasure chest to select a treasure.

**1. What is your librarian’s first name?**

**Children’s book character:**

**2. Browse the fiction section. Write the name of a book whose author’s last name begins with the same letter of the alphabet as Rick Riordan.**

**Children’s book character:**

**3. Where do you check out books?**

**Children’s book character:**

**4. Where do you return books?**

**Children’s book character:**

**5. Where are the encyclopedias?**

**Children’s book character:**

**6. Find a book located in the 550s. Write the title and author.**

**Children’s book character:**

**7. Find a book located in the 745s. Write the title and author.**

**Children’s book character:**

**8. Locate the magazines. Write the name of one.**

**Children’s book character:**

**9. Find the computer stations.**

**Children’s book character:**

